



**2019**

**2019 08**

)

(

1

2

**3**

**OSA ODM  
LENS ARRAY**

**5G**

“ ”

.....	2
.....	7
.....	10
.....	14
.....	24
.....	67
.....	71
.....	72
.....	74
.....	75
.....	187

TFC USA		TFC COMMUNICATION USA INC.
OMS		Optical Manufacturing Service
		Transmitter Optical Subassembly TOSA Receiver Optical Subassembly ROSA
OSA		Optical Subassembly
LENS ARRAY		

FA		FIBER ARRAY					
AWG		Arrayed Waveguide Grating					
Mux/Demux		/					
BOX							
4G		3G    WLAN LTE   Long Term Evolution TDD-LTE    FDD-LTE            4G					
5G							
		2019	1	1	2019	6	30
		2018	1	1	2018	6	30

			300394
			Suzhou TFC Optical Communication Co.,Ltd
			TFC

	695	
	0512-66905892	
	0512-66256801	
	zhengquan@tfcsz.com	

1

2018

2

2018

3

2018

	248,944,224.46	207,211,535.92	20.14%
	77,364,721.98	54,335,233.60	42.38%
	69,209,747.40	51,426,925.51	34.58%
	102,673,025.11	36,894,771.67	178.29%
/	0.3908	0.2924	33.65%
/	0.3896	0.2924	33.24%
	7.05%	6.66%	0.39%
	1,240,386,568.38	1,195,002,282.85	3.80%
	1,080,066,765.92	1,070,662,096.06	0.88%

1

2

	727,330.68	
	8,871,957.06	
	-5,199.99	
	1,439,113.17	
	8,154,974.58	--

1 —

1 —

1 —

(OMS-Optical Manufacturing Service

OEM

OMG

6CL

5K

“

”

Mux/Demux

FA

BOX

1.	24,894	20.14%	2019
OSA	44.52%		
2.	7,736	42.38%	
366			

C39

2012

“ ” “

”

2019 6 5G

5G 5G 5G

1

	0.91%
	3.29%
	1.09%
	436.62%
	5.43%
	18.43%
	22.77%
	97.27%
	335.88%
	355.81%
	37.58%

2





2019

5G

5G

5G

“ ” “ ”

1.  
OSA

44.52%

24,894

20.14%

2019

2.

366

7,736

42.38%

1.

“ ”

2019

53.97%

5.26%

2.

98%

: 5

5K

88%

( 88

& +(-

#

88%' 98%

#

3.

- \* - %                      ( " ) %

4.

5.

%

6.

“                                      ”                      “                                      ”

	248,944,224.46	207,211,535.92	20.14%	
	114,582,680.67	106,272,117.87	7.82%	
	4,486,954.36	4,361,932.25	2.87%	
	14,509,360.89			

	14,515,970.93	9,714,487.02	49.43%	
	27,487,199.24	22,657,749.84	21.31%	
	102,673,025.11	36,894,771.67	178.29%	
	-43,207,318.49	-5,873,190.93	635.67%	
	-71,291,449.38	-60,382,385.01	18.07%	
	-11,941,486.15	-29,270,301.42	-59.20%	

10%

	152,037,363.11	77,307,665.40	49.15%	8.48%	-1.26%	5.01%
	96,906,861.35	37,275,015.27	61.54%	44.52%	33.22%	3.26%
	248,944,224.46	114,582,680.67	53.97%	20.14%	7.82%	5.26%

1

--	--	--	--	--



**1**

687.47	910,385.01	-99.92%



	<table style="width: 100%; border-collapse: collapse;"> <tr> <td style="width: 20%;"></td> <td style="text-align: right;">12,444.74</td> <td style="width: 20%;"></td> <td style="text-align: right;">11,000.00</td> <td style="text-align: right;">7</td> </tr> <tr> <td style="text-align: right;">1,000.00</td> <td></td> <td style="text-align: right;">444.74</td> <td></td> <td></td> </tr> </table>		12,444.74		11,000.00	7	1,000.00		444.74		
	12,444.74		11,000.00	7							
1,000.00		444.74									

**3**

**6**

**1**

		29,930	26,550	0

1

2

10%



7

6.25%

2017 1

16,000

2017 8



1

2018		60.12%	2019 05 06	2019 05 07	2019 5 7 www.cninfo.com.cn 2018 2019-021

2

				2015 01 31		

--	--	--	--	--	--	--

			25%			
--	--	--	-----	--	--	--

--	--	--	--	--	--	--




--	--	--	--	--	--	--

--	--	--	--	--	--	--	--

---

--	--	--	--	--	--	--


1



3

d

s



			1  / /			
				2015 01 31		
			2			



				1		
			2			



			3			
			2			
			5%	2015 01 31		
			20%			






			2	
--	--	--	---	--

				1		
				2		

	1						
		2015	01				
		31					
	2						

				31		
			1 /			

2




				1		
				/ /		
				2		
				/		

			1 /	2017 01 20		
			2 /			
			/			

---


			/			
			/			



4



			3			
				2017 05 20		



"

"


5%

"


"

1

2




			" "			
			" "			
			1			
				2017 05 20		
			2			



3

4



"

"

5%

"

"


1


2



3

4





3

4

			1			
			2			
			3			
			4			
			5			

			12	2018 07 17		


“ ”

“ ”

2018 8 24 < 2018  
> 119 212  
19.96 30 25 102  
9.98 2018 8 27 2018  
2018 9 11 2018  
2018  
144 2 ,  
344 212  
210 119 117 30 32 102  
2018 9 11  
2018 9 12 2018  
2018-048 2018-049  
2018 9 26 2018 2018 9  
26 2018  
2018-051  
2018 10 8 2018  
32 30 2018 10 8  
2018 2018-054  
2018 11 6 2018 24  
99 2018 11 8 2018 11 6 2018



2,259.11

2019	2019 04 09	www.cninfo.com.cn

**1****1****2****3**

115,360.02

10%

10%

**2****3**

**1**

2017 9 ISO14001 2015

**2**

1

	35,294,760	17.74%						35,294,760	17.74%
3	13,021,910	6.55%						13,021,910	6.55%
	6,050,955	3.04%						6,050,955	3.04%
	6,970,955	3.50%						6,970,955	3.50%
4	22,272,850	11.20%						22,272,850	11.20%
	22,272,850	11.20%						22,272,850	11.20%
	163,647,150	82.26%						163,647,150	82.26%
1	163,647,150	82.26%						163,647,150	82.26%
	198,941,910	100.00%						198,941,910	100.00%

2019 8 2

www.cninfo.com.cn

2019-038

1,210.191

2019 8 6

“

” 35,294,760

23,192,850



			100%
	56.15%		
10			
		87,250,000	87,250,000
		7,018,750	7,018,750
		2,671,931	2,671,931
		2,371,046	2,371,046
		2,119,934	2,119,934
		1,889,945	1,889,945
		1,660,000	1,660,000
		1,356,300	





			28,075,000			28,075,000			
			1,598,800		200,000	1,398,800	70,000		70,000
			50,000			50,000	50,000		50,000
			50,000			50,000	50,000		50,000

---

--	--	--	--	--



1

2019 06 30

	2019 6 30	2018 12 31
	137,008,151.41	148,949,637.56

	60,683,068.21	62,050,284.82
	11,540,703.80	423,134,133.32
	812,139,931.60	840,944,504.68
	36,001,175.52	36,331,130.21
	246,129,475.06	254,513,207.91
	91,260,169.76	
	40,385,781.09	40,832,802.81
	3,328,374.37	730,204.78
	4,197,385.29	3,050,807.18
	6,944,275.69	1,593,161.40

---

	15,358,615.41	10,492,633.91
	75,841,082.52	



---

14,047,717.52	4,395,670.67
331,400.40	291,340.50
60,534,657.00	61,034,960.07

---



	198,941,910.00	198,941,910.00
	000250,942.02	403,589,954.52
	9,880,200.00	9,880,200.00
	121,991.88	121,991.88
		0.00

■



	-1,952.02	0.00
	0.00	0.00
1.	0.00	0.00
2.	0.00	0.00
3.		0.00
4.	0.00	0.00
5.	0.00	0.00
	-1,952.02	0.00
1.	0.00	0.00
2.		0.00
3.	0.00	0.00
4.	0.00	0.00
5.		
6.		
7.		
8.	-1,952.02	0.00
9.		
	77,604,039.87	54,397,732.31
	77,362,769.96	54,335,233.60
	241,269.91	62,498.71
	0.3908	0.2924

---

	0.3896	0.2924
--	--------	--------

	79,685.76	358,600.65
“ ”	67,127,491.46	41,080,841.50
	10,160,538.19	6,162,126.23
“ ”	56,966,953.27	34,918,715.27
“ ”	56,966,953.27	34,918,715.27
“ ”		
1.		
2.		
3.		
4.		
5.		
1.		
2.		
3.		
4.		
5.		
6.		
7.		
8.		
9.		

---

	56,966,953.27	34,918,715.27

	45,478,932.53	39,296,600.04
	34,960,710.64	26,782,815.55
	8,850,621.31	8,244,172.47
	169,319,826.72	155,580,528.92
	102,673,025.11	36,894,771.67
	851,900,000.00	331,600,000.00
	8,871,957.06	3,487,970.85
	0.00	4,000.00
	0.00	1,060,400.00
	860,771,957.06	336,152,370.85
	88,669,275.55	10,425,561.78
	811,960,000.00	331,600,000.00
	3,350,000.00	0.00
	903,979,275.55	342,025,561.78
	-43,207,318.49	-5,873,190.93

	1,923,817.22	1,835,623.45
	73,186,504.82	61,307,623.45
	-71,291,449.38	-60,382,385.01
	-115,743.39	90,502.85
	-11,941,486.15	-29,270,301.42
	148,949,637.56	327,122,183.48
	137,008,151.41	297,851,882.06

	2019	2018
	262,340,282.55	184,545,472.27
	3,257,738.17	3,151,826.41
	2,979,212.20	4,068,743.62
	268,577,232.92	191,766,042.30
	136,369,303.99	122,780,050.77
	19,833,179.10	17,580,128.95
	16,306,565.32	11,307,156.80
	8,167,913.27	7,741,007.95
	180,676,961.68	159,408,344.47
	87,900,271.24	32,357,697.83

85132,35 ref206.4 254.96 162.24156 refBT9 0 0 9 371.17 20[,561.5604 0 0 9

	884,157,214.71	331,600,000.00
	893,431,961.09	337,753,947.99
	-32,660,004.03	-2,665,977.14
	1,895,055.44	925,238.44
	1,895,055.44	925,238.44
	0.00	1,000,000.00
	71,262,687.60	59,472,000.00
	1,923,817.22	925,238.44
	73,186,504.82	61,397,238.44
	-71,291,449.38	-60,472,000.00
	-156,004.88	90,502.85
	-16,207,187.05	-30,689,776.46
	141,144,190.19	321,863,027.88
	124,937,003.14	291,173,251.42

7

	2019														
	198,941,910.00	0.00	0.00	0.00	403,830,068.19	9,880,200.00	121,922.66	0.00	63,129,712.70	0.00	414,518,682.51	0.00	1,070,662,096.06	1,241,086.16	1,071,903,182.22





	185,8			221,74			-272,3	53,708		347,87			808,90		
	50,00			1,104.			84.77	,773.1		9,618.					
	0.00			26				6		49					





													0.00
	198,94					403,589,	9,880,20	121,991.		63,129,7	325,05		
	1,910.0	0.00	0.00	0.00		954.52	0.00	88	0.00	12.70	9,842.2		
	0										9		

4													0.00
5													0.00
6													0.00
	0.00	0.00	0.00	0.00	0.00	0.00	0.00	0.00	0.00	0.00	0.00	0.00	0.00
1													0.00
2													0.00
													0.00
	198,941,910.00	0.00	0.00	0.00	407,250,942.02	9,880,200.00	121,991.88	0.00	63,129,712.70	310,407,707.96	0.00	969,972,064.56	

	2018											
	185,850,000.00				221,413,679.40		-272,384.77		53,708,773.16	299,743,386.47	0.00	760,443,454.26
	185,850,000.00				221,413,679.40		-272,384.77		53,708,773.16	299,743,386.47	0.00	760,443,454.26
“ ”					-75,668.09					-24,553,284.73		-24,628,952.82
										34,918,715.27	0.00	34,918,715.27
					-75,668.09							-75,668.09

---

--	--	--	--	--	--	--	--	--	--	--



	00				,011.31		4.77		773.16	01.74		1.44
--	----	--	--	--	---------	--	------	--	--------	-------	--	------

1

“ ” “ ”

2011

9

5,910

2015 1 30

[2015]183

A 1,859

1,524

335

2015 2 17

7,434

2016 5 9

2015

10

15

11,151

18,585

2017 2 10

2017

2017 6 6

2017

2018 2 2

2018

[2018]298

1,210.191

19,795.191

2018

25

102

99

19,894.191

913205007764477744

695

2019 8 9

2

C39

3

4

OSA

5

6

---

“ ”	4,500		2010 11
“ ”	5,000		2016 8
“ ”	500		2016 11
“ ”	1,000		2017 6
“ ”	10		2017 10

2

1 1 12 31

3

12

4

5

1

2

6

7

1

2

8

9

“ ”

10

1

2

3

4

23 —

5

50%

12

11



12

1

	100

2


1	1	5%
1	2	10%
2	3	30%
3		100%

3


4

13

14

15

1

2

3

4

5

**16**

**17**

**18**

1

2

**19**

**20**

**21**

12

22

1

2

23

24

1

2



26

1

1

1

2

3

3

27

28

29

30

1

2

2

31

32

33

34

1

2

3

4

35

36

1

2

37

1.

2.

(1)

(2)

(3)

38

39

40

1

2

41

/

42

1

2

43

	2019		2019 1 1	“
	2017	22		”
--	23	--		
37	--			
	2019 1 1			

1. 2019 4 30

2019

2018

[2019]6

1

	201,700,875.32		73,003,094.15
			128,697,781.17
	50,452,932.94		10,492,633.91

			39,960,299.03
--	--	--	---------------

2

	201,491,605.80		73,003,094.15
			128,488,511.65
	42,257,601.40		10,492,633.91
			31,764,967.49

2. 2017 22 — ( 2017 7 ) 23 — ( 2017 8 ) 24 — ( 2017 9 ) 37 — ( 2017 14 ) 2019 1 1

¶ @,@

	73,003,094.15	73,003,094.15	
	128,697,781.17	128,697,781.17	
	3,546,938.41	3,546,938.41	
	1,562,635.25	1,562,635.25	
	62,050,284.82	62,050,284.82	



	103,632,110.12	103,632,110.12	
	18,781,721.00	18,781,721.00	
	685,269.51	685,269.51	
	19,466,990.51	19,466,990.51	
	123,099,100.63	123,099,100.63	
	198,941,910.00	198,941,910.00	
	403,830,068.19	403,830,068.19	
	9,880,200.00	9,880,200.00	
	121,922.66	121,922.66	
	63,129,712.70	63,129,712.70	
	0.00		
	414,518,682.51	414,518,682.51	
	1,070,662,096.06	1,070,662,096.06	
	1,241,086.16	1,241,086.16	
	1,071,903,182.22	1,071,903,182.22	
	1,195,002,282.85	1,195,002,282.85	



	17,357,117.44	17,357,117.44	
	117,472,566.65	117,472,566.65	
	95,374,479.65	95,374,479.65	
	169,902.90	169,902.90	
	7,178,416.05	7,178,416.05	
	730,204.78	730,204.78	
	1,273,760.98	1,273,760.98	
	999,371.40	999,371.40	
	240,555,819.85	240,555,819.85	
	1,070,252,614.63	1,070,252,614.63	
	10,492,633.91	10,492,633.91	
	31,764,967.49	31,764,967.49	
	4,079,341.13	4,079,341.13	
	7,375,652.56	7,375,652.56	
	2,896,608.15	2,896,608.15	
	32,680,200.00	32,680,200.00	
	0.00		
	0.00		



37 — ( 2017 14 ) 2019 1 1

2019

2019 01 01

“ ” “ ”

4

45

1

		16%/13%	0%



3

--	--	--

4

1


	69,036,259.58	73,003,094.15
	69,036,259.58	73,003,094.15

	69,036,259.58	100.00%			69,036,259.58	73,003,094.15	100.00%			73,003,094.15
	69,036,259.58	100.00%			69,036,259.58	73,003,094.15				73,003,094.15





1




2

					%
1			1,461,206.90	1	33.56
2			813,903.50	1	18.69
3			643,861.55	1	14.79
4			360,018.00	1	8.27
5			174,200.00	1	4.00
	—	—	<b>3,453,189.95</b>	—	<b>79.30</b>

8

	1,602,695.15	1,562,635.25
	1,602,695.15	1,562,635.25

1

1

--	--	--

2

--	--	--	--	--

3

2

1

( )		
-----	--	--

2

1

(

---

	98,551.75	1,632.10		100,183.85
	98,551.75	1,632.10		100,183.85

--	--	--	--

4

--	--

--	--	--	--	--	--

5

--	--	--	--

1

	27,540,072.01	2,068,697.17	25,471,374.84	27,397,318.44	653,454.94	26,743,863.50
	18,918,955.24	672,828.90	18,246,126.34	12,081,948.18	185,119.73	11,896,828.45
	17,845,236.43	879,669.40	16,965,567.03	23,664,529.55	254,936.68	23,409,592.87
	64,304,263.68	3,621,195.47	60,683,068.21	63,143,796.17	1,093,511.35	62,050,284.82

4 —

1 —

5 —

2

	653,454.94	1,415,242.23				2,068,697.17
	185,119.73	487,709.17				672,828.90
	254,936.68	624,732.72				879,669.40
	1,093,511.35	2,527,684.12				3,621,195.47

--	--	--

			/	
--	--	--	---	--

11

--	--	--	--	--	--	--

12

--	--	--

/


13

	11,540,703.80	1,934,133.32
	11,540,703.80	1,934,133.32

14



	12	( )	( )	
2019 1 1	—	—	—	—

15

--	--	--	--	--	--	--	--	--


	12	( )	( )	
2019 1 1	—	—	—	—

16

1


	12	( )	( )	
2019 1 1	—	—	—	—

2

3

17

	3,366,417			-82,724.8					3,283,692	
	.60			2					.78	
	8,355,264			-25,050.8					8,330,213	
	.19			0					.39	
	8,455,672			-737,465.					7,718,207	
	.99			30					.69	
	16,153,77			515,286.2					16,669,06	
	5.43			3					1.66	

	36,331,130.21			-329,954.69						36,001,175.52	
	36,331,130.21			-329,954.69						36,001,175.52	

18

--	--	--	--

--	--	--	--	--	--	--

19

--	--	--

20

1

2

3

--	--	--

## 21

	246,129,475.06	254,513,207.91
	246,129,475.06	254,513,207.91

## 1

1.	133,620,503.40	184,776,097.77	3,751,743.97	1,881,507.94	24,184,258.67	348,214,111.75
2.	1,220,599.76	2,744,701.66	273,786.39	0.00	1,446,577.14	5,685,664.95
1	134,877.00	2,744,701.66	103,883.49	0.00	1,446,577.14	4,430,039.29
2	1,085,722.76		169,902.90			1,255,625.66
3						
3.						
1						
4.	134,841,103.16	187,520,799.43	4,025,530.36	1,881,507.94	25,630,835.81	353,899,776.70
1.	22,089,056.77	55,517,741.71	2,563,992.15	1,542,393.72	11,987,719.49	93,700,903.84
2.	2,621,445.23	10,271,189.60	160,882.91	46,490.33	969,389.73	14,069,397.80
1	2,621,445.23	10,271,189.60	160,882.91	46,490.33	969,389.73	14,069,397.80
3.						
1						

---

4.	24,710,502.00	65,788,931.31	2,724,875.06	1,588,884.05	12,957,109.22	
----	---------------	---------------	--------------	--------------	---------------	--

**6**

--	--	--

**22**

	91,260,169.76	17,006,463.88
	91,260,169.76	17,006,463.88

**1**

OSA/	0.00		0.00	1,085,722.76	1,085,722.76
	29,238,917.93		29,238,917.93		
	0.00		0.00	169,902.90	169,902.90

	150,000,000.00	15,750,838.22	46,270,413.61			62,021,251.83	42.00%	60%				
	151,250,000.00	16,836,560.98	75,644,208.54	1,220,599.76	0.00	91,260,169.76	--	--				--

3

--	--	--	--	--	--	--	--	--	--	--	--	--

4


23

1

2

24

25

--	--	--	--	--	--	--	--	--	--	--	--	--

26

1

1.	44,562,519.11	0.00	0.00	0.00	44,562,519.11
2.	0.00	0.00	0.00	0.00	0.00
1					
2					
3					
3.					
1					
4.	44,562,519.11	0.00	0.00	0.00	44,562,519.11
1.	3,729,716.30				3,729,716.30
2.	447,021.72	0.00	0.00	0.00	447,021.72
1					
3.					
1					
4.	4,176,738.02	0.00	0.00	0.00	4,176,738.02
1.					
2.					
1					

3.					
1					
4.					
1.	40,385,781.09	0.00	0.00	0.00	40,385,781.09
2.	40,832,802.81	0.00	0.00	0.00	40,832,802.81

0.00%

**2**

MPO		1,388,657.76				1,388,657.76		
BOX		1,196,424.87				1,196,424.87		
MT								





2

--	--	--	--	--

33


34

--	--	--

35

	15,358,615.41	10,492,633.91
	15,358,615.41	10,492,633.91

.00

	75,841,082.52	39,960,299.03
--	---------------	---------------

**2**      **1**

--	--	--

**37**

**1**

1	1,714,989.71	4,036,102.97
1 2	1,500,132.05	43,238.16
2 3		
3		
	3,215,121.76	4,079,341.13

**2**      **1**

--	--	--

**3**

--	--

**38**

--	--	--

--	--	--	--	--

39

1

	17,410,633.15	48,469,227.83	50,691,642.36	15,188,218.62
-		5,289,196.40	5,289,196.40	0.00
		0.00	0.00	0.00
		0.00	0.00	0.00
	17,410,633.15	53,758,424.23	55,980,838.76	15,188,218.62

2

1	17,151,571.95	42,461,112.97	44,994,596.46	14,618,088.46
2	0.00	2,893,209.89	2,893,209.89	0.00
3	0.00	1,266,013.96	1,266,013.96	0.00
	0.00	1,032,793.17	1,032,793.17	0.00
	0.00	185,929.81	185,929.81	0.00
	0.00	47,290.98	47,290.98	0.00
4	0.00	1,076,267.04	1,044,651.04	31,616.00
5	259,061.20	772,623.97	493,171.01	538,514.16
6	0.00	0.00	0.00	0.00
7	0.00	0.00	0.00	0.00
	17,410,633.15	48,469,227.83	50,691,642.36	15,188,218.62

3

--	--	--	--	--

---

1	0.00	5,222,348.64	5,222,348.64	0.00
2	0.00			





47

--	--	--

48

--	--	--

1

--	--	--

2

--	--	--	--	--	--

49

1

--	--	--

2

--	--	--

--	--	--

--	--	--

50

--	--	--	--

51

	18,781,721.00			18,781,721.00	
	18,781,721.00			18,781,721.00	--

	17,981,721.00						17,981,721.00	
	800,000.00						800,000.00	

52

--	--	--



57


---

	63,129,712.70			63,129,712.70
--	---------------	--	--	---------------

	296,277.96	294,041.62
	184,913.78	199,640.82
	9,415.66	2,700.00
	54,745.83	95,038.94
	2,876,784.21	2,744,451.88

## 63

	2,364,856.52	2,317,955.92
	135,732.77	183,567.42
	608,745.66	649,198.87
	354,842.34	267,461.40
	740,247.76	637,716.03
	233,991.25	213,628.92
	48,538.06	92,403.69
	4,486,954.36	4,361,932.25

## 64

	5,221,639.86	5,995,029.21
	2,446,637.52	2,559,112.93
	3,660,987.50	
	1,004,232.23	772,912.36
	459,732.92	351,772.74
	297,998.35	171,240.33
	295,504.50	336,851.40
	434,128.07	337,987.02
	688,499.94	1,884,063.22
	14,509,360.89	12,408,969.21

**65**

	17,990,297.46	14,177,737.02
	4,613,142.00	2,708,889.17
	3,714,143.26	3,782,199.34
	1,169,616.52	1,988,924.31
	27,487,199.24	22,657,749.84

**66**

	-1,667,744.05	-3,129,200.69

**69**

--	--	--

**70**

--	--	--

**71**

	-1,632.10	717,221.95

		273,500.00	
	74,485.77	245,101.69	74,485.77
	74,485.77	518,601.69	74,485.77

									/
--	--	--	--	--	--	--	--	--	---

## 75

		140,000.00	
		609,407.71	
	79,685.76	123,625.90	79,685.76
	79,685.76	873,033.61	79,685.76

## 76

## 1

	15,662,549.04	10,114,557.72
	-1,146,578.11	-400,070.70
	14,515,970.93	9,714,487.02

## 2

	92,121,962.82
/	13,818,294.42
	-469,795.67

	1,167,472.18
	14,515,970.93

77

57

78

1

	1,667,744.05	3,129,200.69
	727,330.68	561,500.00
	74,485.77	245,101.69
	921,092.26	123,196.69
	290,000.00	718,000.00
	3,680,652.76	4,776,999.07

2

	8,760,621.31	7,980,546.57
	90,000.00	
		263,625.90
	8,850,621.31	8,244,172.47

3

		1,060,400.00
	0.00	1,060,400.00

4

	3,350,000.00	
	3,350,000.00	0.00

5

	1,895,055.44	925,238.44
	1,895,055.44	925,238.44

6

	1,923,817.22	1,835,623.45
	1,923,817.22	1,835,623.45

79

1

1	--	--
	77,605,991.89	54,397,732.31
	3,696,453.26	1,795,106.37
	14,069,397.80	12,870,550.99
	447,021.72	447,021.72

	958,087.38	629,736.30
“ ”		609,407.71
“ ”	-1,553,037.93	-3,121,186.82
“ ”	-8,542,002.37	-598,285.08
“ ”	-1,146,578.11	-672,935.53
“ ”	1,416,570.51	0.00
“ ”	1,367,216.61	-1,310,177.54
“ ”	-20,557,499.30	-57,393,027.57
“ ”	34,911,403.65	29,240,828.81
	102,673,025.11	36,894,771.67
2	--	--
3	--	--
	137,008,151.41	297,851,882.06
	148,949,637.56	327,122,183.48
	-11,941,486.15	-29,270,301.42

2

4

	137,008,151.41	148,949,637.56
	137,008,151.41	148,949,637.56

80

“ ”

81

--	--	--

82

1

	--	--	
	3,192,091.98	6.8747	21,944,674.74
	10,825,960.00	0.0638	690,869.46
	1.21	4.9669	6.01
	--	--	
	6,913,622.07	6.8747	47,529,077.75
	--	--	

		2,101,567.58	6.8747	14,447,646.67
		1,447,000.00	0.0638	92,341.75
		15,632.20	6.8747	107,466.69

2

85

1

1

TFC COMMUNICATION USA INC.	2019 05 05	687.47	100.00%		2019 05 05		0.00	0.00

100 Liping Li 2018 12 3 Liping Li TFC COMMUNICATION USA INC.100%  
 2018 12 3 USA INC.100% TFC COMMUNICATION  
 2019 4 16  
 N3200201900221  
 2019 5 TFC COMMUNICATION USA INC.100% G631629

2

---	

---

--	--	--

4

5

6

2

1



3

4

5

6

1

1

				100.00%		
				100.00%		
				51.00%		
				100.00%		

2

	49.00%	241,269.91	0.00	1,482,356.07

3


--	--

3

1

				35.00%		
				20.00%		
				45.00%		
				6.25%		



---

7

8

4

				/	

5

6

3

43“ ”

2019

06 30

	1	1 2	2 3	3	
	137,008,151.41				137,008,151.41
	375,500,000.00				375,500,000.00
	69,036,259.58				69,036,259.58
	160,436,372.02				160,436,372.02
	1,702,879.00				1,702,879.00
	743,683,662.01	-	-	-	743,683,662.01
	15,358,615.41				15,358,615.41
	75,841,082.52				75,841,082.52
	91,199,697.93	-	-	-	91,199,697.93

1

	--	--	--	--
	375,500,000.00			375,500,000.00
1.	375,500,000.00			375,500,000.00
	--	--	--	--

2

3

4

5

6

7

8

9

1

			160	43.86%	43.86%

44.61%

2


1

3

3




4



5

1

/



						/
--	--	--	--	--	--	---

/

/

/	/	/	/	/	/	/
---	---	---	---	---	---	---

/

**3**

		115,360.02	115,360.01

--	--	--	--

**4**

--	--	--	--

--

--	--	--	--

7

	4,739,528.18	3,775,816.46

8

6

1




2

1

2

3

1

--	--	--	--

2

3

4

1

1

--	--	--	--

2

--	--	--

2

3

1

2

4

5



8

1

1

	1,755,208.55	1.09%			1,755,208.55	261,263.46	0.19%	79,269.97	30.34%	181,993.49
	158,697,817.84	98.91%	7,934,890.89	5.00%	150,762,926.95	135,059,492.80	99.81%	6,752,974.64	5.00%	128,306,518.16
	160,453,026.39	100.00%	7,934,890.89	4.95%	152,518,135.50	135,320,756.26	100.00%	6,832,244.61	5.05%	128,488,511.65

-79,269.97







1,181,916.25



**4**

			24,289,439.74			
1				1	(%)	

2

1

( )				
-----	--	--	--	--

3

3

1

	300,000.00	305,600.00
	64,674.00	17,382.00
	364,674.00	322,982.00

2

	12	( )	( )	
2019 1 1	31,641.50			31,641.50
2019 1 1	—	—	—	—
	1,632.10			1,632.10
2019 6 30	33,273.60			33,273.60

1 1		0.00
1 2		0.00
		0.00

3

			.632.10	33,273.60
			.632.10	33,273.60

--	--


--

--	--

		«	»
--	--	---	---



---

 82,834,338.41

82,834,338.41

81,141,436.44

81,141,436.44

100 Liping Li TFC COMMUNICATION USA INC.100%  
 2018 12 3 TFC COMMUNICATION  
 USA INC.100%  
 2019 4 16  
 N3200201900221  
 2019 5 G631629

4

	242,455,934.73	156,428,392.81	207,683,347.44	145,908,477.69
	4,922,316.34	2,948,886.28	3,230,596.65	2,398,331.62
	247,378,251.07	159,377,279.09	210,913,944.09	148,306,809.31

5

	-329,954.69	598,285.08
	8,871,957.06	3,487,970.85
	8,542,002.37	4,086,255.93

6

1

	727,330.68
--	------------



1  
2  
3

2019

85% , %&